

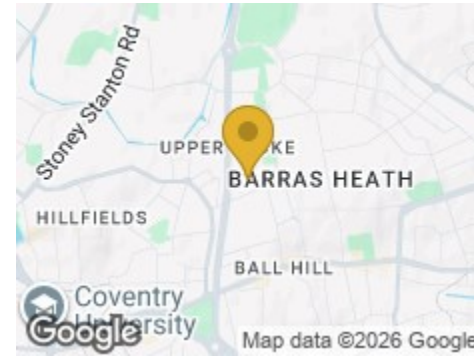
Road Map



Hybrid Map

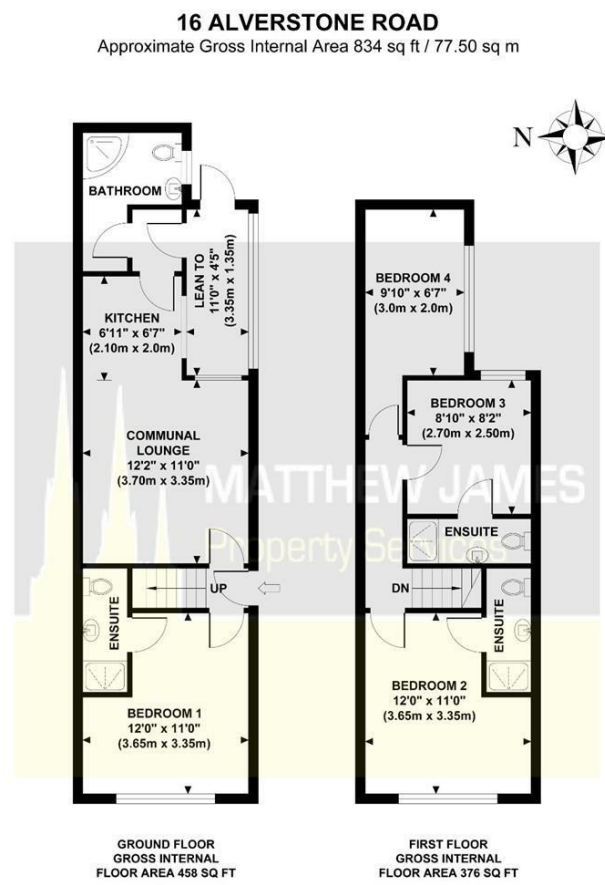


Terrain Map



**MATTHEW JAMES**  
Property Services

Floor Plan

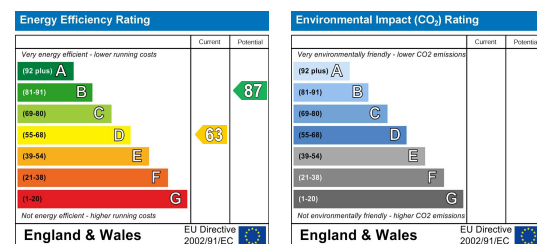


Although every attempt has been made to ensure accuracy, all measurements are approximate and no responsibility is taken for any error, omission, or mid-statement. This floor plan is for illustrative purposes only and not to scale. Measured in accordance to RICS standards.

Viewing

Please contact us on 02477 170170 if you wish to arrange a viewing appointment for this property or require further information.

Energy Efficiency Graph



These particulars, whilst believed to be accurate are set out as a general outline only for guidance and do not constitute any part of an offer or contract. Intending purchasers should not rely on them as statements of representation of fact, but must satisfy themselves by inspection or otherwise as to their accuracy. No person in this firm's employment has the authority to make or give any representation or warranty in respect of the property.



**16 Alverstone Road**

Stoke, Coventry CV2 4QA

Offers Over £200,000



CONTACT INFORMATION

24a Warwick Row, Coventry CV1 1EY

02477 170170

info@matthewjames.uk.com

www.matthewjames.uk.com

Facebook

Twitter

# 16 Alverstone Road

Stoke, Coventry CV2 4QA

Offers Over £200,000



## Approach

### Ground Floor - Entrance Hall

#### Bedroom One / En-Suite

12'0 x 11'0

#### Communal Lounge

12'2 x 11'0

#### Kitchen

6'11 x 6'7

### Ground Floor Shower Room

#### Lean To

11'0 x 4'5

### First Floor Landing

#### Bedroom Two / En Suite

12'0 x 11'0

#### Bedroom Three/ En Suite

8'10 x 8'2

#### Bedroom Four

9'10 x 6'7

### Rear Garden

